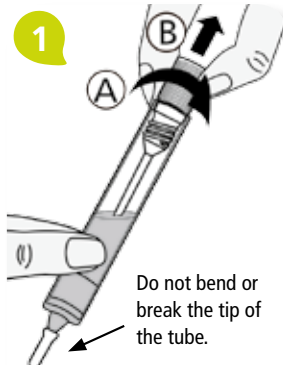


QuikRead® FOB Sampling Set

Sampling Instructions

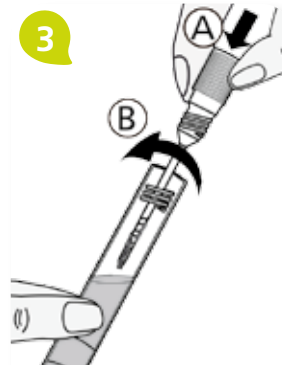


Do not bend or break the tip of the tube.

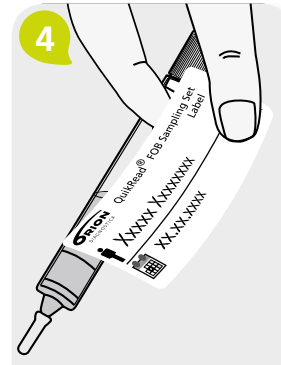
Obtain a sample of faeces in a clean container or on clean collecting paper. Avoid contact with the toilet water when you are collecting the sample. Unscrew the top of the QuikRead FOB Sampling vial containing the sample collecting stick.



Collect the sample by poking the sample collecting stick attached to the tube cap in three (3) different places on the faeces sample.



Insert the sample collecting stick back to its place in the sampling tube and screw the cap on firmly.



Write your name and the date on a separate label and attach the label to the sampling tube. Return the QuikRead FOB Sampling vial to the laboratory or doctor as soon as possible after sampling.

Storage prior to sampling Store the sampling tubes at +2...25°C.

Storage after sampling The sampling tube with sample in it can be stored in refrigerator (+2...8°C) for up to seven (7) days or at room temperature (max. 25°C) for up to three (3) days. Storage in refrigerator is preferred.

Warning Do not drink the liquid in the sampling vial.